

Dublin Chapter Newsletter

October 2009 Volume 3 Issue 12

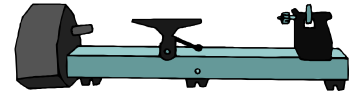
I've been trying to take it easy all week after a great trip to Armagh. Nine demonstrations, with big lunches and dinners but mostly the stress of hiding all the stuff I bought at the trade stands from my beloved certainly took its toll. Getting the stuff into the shed is like smuggling contraband past customs at Dublin Airport. The house is just short of being set up with red and green channels at this stage.

As usual the guild did it's best to find some of the best turners on the circuit with a wide variety of styles so that there was something for everyone. The one-off demos by members of the guild and traders also covered a raft of turning related topics and I was torn between going to a number of demonstrations that clashed. My family arrived up during the weekend and staying until Monday gave us a chance to see a bit more of Armagh. There is more to this city than I expected and I'd hope to see a little more when the Seminar is held at the same venue next year.

The next newsletter is planned for December, when we will either have an almost entirely new committee, a chapter in limbo or no chapter at all. This entirely depends on people coming forward to do the key jobs. For the most part, the positions require just the sacrifice of just a few hours each month and your level of turning expertise is irrelevant. Please consider putting your name forward. If everybody leaves it to someone else the chapter cannot continue. It would be great to leave this year's AGM with all of the committee positions filled.

If you have anything for the next newsletter, you can e-mail to: dwt.newsletter@gmail.com or phone me on 086-8327985.

Varn.



Inside this issue:

- News and pictures from the Seminar in Armagh
- Chapter Competition Results and Standings
- Turning and Learning, Part 12
- Classifieds and tit-bits

Coming Soon

Saturday 1 November - A.G.M.

Saturday 5 December -

Demonstrator: Joe Laird

Competition: Teddy Bear


Sam Moore from The Woodshed will also be in attendance.

Library Returns Please.

Before coming to the next meeting,

don't forget to check to see if you have any

books, videotapes or DVDs to bring back to the library.



Dublin chapter winners in Armagh

Our Chapter was well represented amongst the prizes at the IWG Seminar in Armagh over the weekend of 2-4 October.



Colm Hyland took first and second place in the segmented competition with his vase and rugby ball (left).

The open section was won by Michael Fay's bowl (below, left), while Pat M. Walsh picked up third place with his two bowls in one (below).



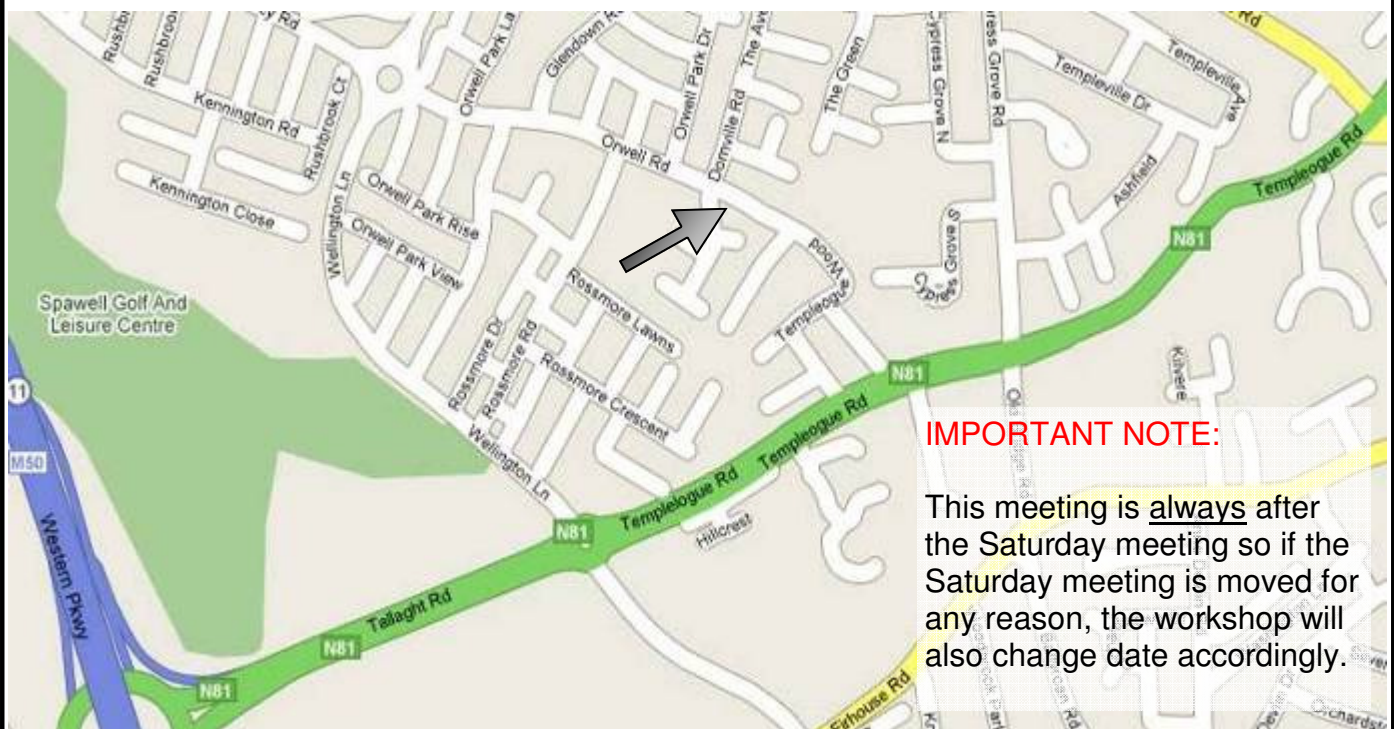
Committee Members for 2009

<u>Position</u>	<u>Name</u>	<u>Telephone</u>
Chairman	Jonathan Wigham	087 795 2296
Secretary	Colm McIntyre	086 155 1625
Treasurer	Joe McLoughlin	087 261 0803
Competitions	Cecil Barron	01 846 1666
Books & Video	John Killoran	01 490 3410
Workshops	Chris Lawlor	087 648 4380
Exhibitions	Graham Brislane	087 291 4770
Newsletter	Rich Varney	086 832 7985

Alzheimer's Association Donations

Both Michael Fay and Tony Lally very kindly donated their demonstration fees of €70 each for the August and September meetings to the Alzheimer's Association. In addition the Raffle organised by Peter Mulvaney at the August meeting raised €230. A cheque for €370 has been forwarded to the Association. Well done gentlemen.

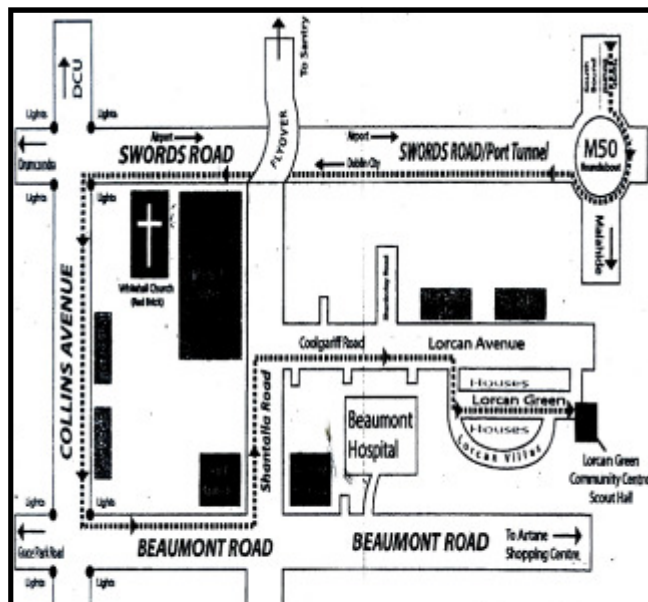
Thursday afternoon workshop



The Thursday afternoon workshop is now regularly taking place once per month on the Thursday following the Saturday Terenure meeting from 2:30 p.m. to 5:30 p.m. at the Scout Hall, Templeogue Lodge, Templeogue, Dublin 6W. Contact: Joe McLoughlin (087-2610803).



Dublin 15 Chapter now meet on the 3rd Thursday of every month, 7:30 pm till 10:00 pm, at the **BRACE Centre, Main St, Blanchardstown, Dublin 15.**
www.craobhcuigdeag.org



Dublin East Central Chapter
 This chapter meets on the second Saturday of each month in Lorcan Green Community Centre / Scout Hall at 2.00 pm. Tel: 086 8241470

Caption Competition



Send in your captions to the newsletter editor by e-mail to dwt.newsletter@gmail.com or get them to me on paper by 23 November.

The best ones will appear in the December newsletter and the winner gets 24 hour Garda protection from Messrs Ryan and Lally.

Tools and Wood

Record Power are holding a three day show at McQuillans store in Blanchardstown on 9th 10th and 11th October. They promise experts on hand to answer questions and demonstrate equipment as well as a number of special deals. A similar show is planned for McQuillans Capel St Store in December.

Meanwhile, Tom Larkin is based in Balbriggan and e-mailed Jonathan to say that he either has or can obtain various woods including Ash, Beech, Silver Birch, Cedar, Chestnut, Hazel, Larch, Oak, Cherry, Lime, Pine, Yew, Sycamore. He can be reached by e-mail: saddays1916@hotmail.com or via his father, John Larkin on 0863478285.

Competition News

August's competition was for an item turned from a 2" x 2" x 6" blank



Jack O'Rourke (Beginners)



Frank Gallagher (Experienced)



The judges for the August competition were Joe O'Neill, John Owens and John Killoran.

Michael Fay (Advanced)

The September competition item was six buttons

Photos by Hugh Flynn



John Doran (Beginners)

The judges in September were Henry East, Michael Fay and Rich Varney.



Frank Gallagher (Experienced)



Pat M Walsh (Advanced)

Competition Standings (5 September 2009)


		Christmas Item	Bowl	Plant Stand	Table Lamp	Stool	Open Competition	Mushrooms	Jewellery	2 x 2 x 6	6 Buttons
	<u>Total</u>	<u>Dec</u>	<u>Jan</u>	<u>Feb</u>	<u>Mar</u>	<u>Apr</u>	<u>May</u>	<u>Jun</u>	<u>Jul</u>	<u>Aug</u>	<u>Sep</u>
Advanced											
Pat M Walsh	109	15	11	15	7	15	13	0	13	5	15
Fran Lavelle	89	13	6	9	13	13	5	11	6	7	6
Tony Lally	83	0	5	13	15	6	0	15	7	13	9
Cecil Barron	48	0	0	0	6	0	7	13	9	6	7
Michael Fay	45	0	15	0	0	0	0	0	15	15	0
Seamus Carter	43	7	7	7	5	0	6	0	0	0	11
Albert Sloane	42	0	9	0	0	0	11	0	0	9	13
James Gallagher	36	0	5	11	0	11	0	9	0	0	0
Henry East	28	0	13	0	0	0	15	0	0	0	0
Colm McIntyre	23	5	0	0	9	9	0	0	0	0	0
Seamus O'Reilly	22	11	0	0	0	0	0	0	11	0	0
Sean Ryan	16	0	0	0	0	0	5	0	0	11	0
Colm Hyland	11	0	0	0	11	0	0	0	0	0	0
Adrian Finlay	11	6	0	0	0	0	5	0	0	0	0
Michael McNamara	10	0	5	0	5	0	0	0	0	0	0
Malcolm Hill	10	0	5	0	0	0	0	0	0	5	0
Joe O'Neill	10	0	0	0	0	0	5	0	0	0	5
Owen Furniss	9	9	0	0	0	0	0	0	0	0	0
Richard Murphy	9	0	0	0	0	0	9	0	0	0	0
Pat J Walsh	5	5	0	0	0	0	0	0	0	0	0
Experienced											
Frank Gallagher	144	15	13	15	11	15	15	15	15	15	15
Tony Hartney	76	13	11	0	13	0	0	0	13	13	13
Brian Kelly	28	0	0	13	15	0	0	0	0	0	0
John Holms	22	0	0	0	0	0	0	0	0	11	11
Barry Dunne	15	0	15	0	0	0	0	0	0	0	0
Beginners											
John Doran	87	0	15	0	9	11	0	13	13	11	15
Jack O'Rourke	60	0	0	0	15	15	0	0	15	15	0
Frank Maguire	48	0	0	0	13	13	13	0	0	9	0
Richard Varney	30	0	0	0	0	0	15	15	0	0	0
Bernard Gallagher	26	0	0	15	11	0	0	0	0	0	0
Tom Murphy	24	0	0	0	0	0	0	0	11	13	0
Sean Egan	13	0	13	0	0	0	0	0	0	0	0
Tony Newsome	11	0	11	0	0	0	0	0	0	0	0
Jimmy Lott	7	0	0	0	7	0	0	0	0	0	0

Turning and Learning, Part 12

Chapter Demonstrations.

Michael Fay; Ear-ring Stand.

Michael Fay was the demonstrator at the Dublin Chapter's meeting on August 1st. His ear-ring stand in holly and laburnum was based on a design in Keith Rowley's book "Woodturning Projects". As Michael made quite a number of these items he had found it worthwhile to make a template with all important measurements set out. As you can see from the photo the resulting piece was beautifully proportioned and expertly executed.



Before starting, Michael donned a pair of goggles with prescription lenses - a very sensible precaution, and one which I really will adopt. Another sensible precaution he took was to check the alignment of centres (head and tail) before mounting a disc of holly for the base. He ran the lathe with the disc held by friction while he turned a spigot to suit the chuck. When mounted in the chuck he brought up the tailstock to mark the centre. Then with a Jacob's chuck in the tail he drilled about 10mm deep for the upright. Most of his work was then done with a 3/8 inch fingernail gouge - and to judge from the shavings this gave a very good finish indeed.



Next Michael turned the upper disc, drilling through the centre. The holes for the ear-ring hooks were made through a metal template which had been accurately drilled in advance. After the first hole he inserted a pin. This and two small clamps holding the metal and wood discs together prevented any slippage while drilling the remaining holes. Michael cleverly avoided drilling right through at this stage. This prevented any "break-out" of the wood, and the holes were completed when he removed more of the face of the disc. Always safety conscious, Michael stressed the importance of disconnecting the lathe during this last process. Before turning off the spigots (using a clever little jam chuck) Michael inscribed two decorative circles on the base - remarking that with two lines or circles they are always equidistant, but with more than two you have to measure! Very obvious but very clever - something else learned!

Being seated close to the Chapter's most enthusiastic conversationalist I may have missed some tips when the laburnum upright was being turned, but you can work out the finer points for yourself. Michael assembled the three pieces for any final touches with the tools and for sanding and finishing with Danish oil. To avoid waiting for glue to set, Michael wound thread (cotton) around the spigots and in this way got a very tight hand fit, and could mount the assembled piece between centres. As a design alternative he suggested dishing the base disc so that it would hold rings. Many thanks to Michael Fay for sharing his wonderful skills with us.

Tony Lally: Beech Mounted Clock.

Tony Lally gave the demonstration at our September 2009 Chapter meeting. Tony had seen an interestingly shaped clock in bronze while browsing in an antique shop on a recent holiday. He has roughly drawn the shape and made a sketch as shown here. Blanks of beech were two discs of 120X50 mm, and for the spindle, 230X50X50 mm.

Tony had pre-shaped a spigot on the spindle to match a hole in the base disc, as well as a smaller spigot at the other end. This enabled him to assemble base and spindle and turn them at the same time. He explained that he mainly uses only a single gouge and a narrow parting tool made from an old hacksaw blade (machine size blade). Before starting work Tony also mentioned the importance of safety glasses - full marks to Michael and Tony.



Working with both base and spindle mounted meant he did not have to re-chuck, and that a good match was ensured. He had thought that the design might look well if the base was fluted but he had not used a router which could be time consuming. He recommended being fairly free in the detail you turn on the spindle (beads, coves etc) as he is not a believer in doing exact copies - "if you think your work is right, then it is right". He mentioned at the start of the demo that he had been a chippie (should that be chippy) by trade, and that became obvious as he referred to the forthcoming tea break **at least ten times**.

Having got a good finish straight from the tools, he mounted the disc for the clock using a temporary spigot held with hot glue. He shaped the face of the





disc and hollowed for the clock stressing that the fit should not be too tight. He embellished the face with some rings and repeated this at the back of the clock space. This was a nice touch that I for one would not have thought of, as the clock will only be removed very occasionally. He drilled a 12mm hole for the vertical piece, shallower than the length of the spigot at the top of the upright. This meant that the bead on the spindle would remain clear of the curved clock mounting, and no unsightly 'miss-match' would occur.. Tony then finished and coated the face, reversed the disc, re-chucked in the clock opening, and removing the temporary spigot completed the shaping and finishing. Of particular note was the fine finish he achieved on the back of the disc, using a very sharp parting tool in a shear cut.

Finally Tony generously auctioned the clock and donated the proceeds to our charity of choice, the Alzheimer's Society. Great demonstration Tony.

Group Work.

At the informal workshop in Templeogue on 10th September we had a good turnout to see John Doran, Seamus Carter and again, Tony Lally turn some pieces on John's lathe. As usual our thanks are due

to Joe O'Loughlin and the Scout troop for letting us use their very spacious premises.

Virtuoso performances on pendants, finials and urns kept us well entertained and many tips were imparted. In addition to the pieces produced on the day we admired some bowls which John had previously made from a piece of walnut veneered kitchen worktop. The piece cut out to take the sink was ready to be dumped when John stepped in to claim it. Now that is the sort of re-cycling we are all happy to do. Actually I have to finish here and dash off. I can hear a chain saw in the distance and can feel the onset of the thrill of the hunt for some more re-cycling.

Gerry Ryan, September 2009.

Photos by Hugh Flynn

Woodturning Classes

Up to 3 students per class.
Graduate Lathe per student.
One day courses also available.

Contact: Peter Mulvaney
Ph: 01 280 2745

Woodturning Classes

Joe O'Neill offers classes on
Tuesday and Wednesday A.M.
& Thursday nights.

Ph: 087 623 0162
Email: rudyperudy@yahoo.com

Woodturning Classes

Joe Laird woodturning Studios

Half-Day, Full-Day, Evening and Weekend classes
available (up to 5 students) for all skill levels at
Ireland's first woodturning school.
One-to-one tuition also available.

Ph: 01 825 8079 / 087 269 8027
www.joelairdwoodturning.com

Record Power Coronet No 1 Lathe



$\frac{1}{2}$ hp, new drive shaft and bearings
2009, bowl turning attachment,
Record RP 3000 chuck, face plate,
four prong drive and live tail stock.
On heavy wooden bench. Can be
seen working. €250.00.

Contact: Jonathan Wigham
ph: 01 4932890

Seminar Snapshots



Benoit Averly hollows a 'flat box' ▲

◀ Benoit's flat box.



▲ Eric Turner gives a masterclass in spindle turning



◀ Margaret Garrard demonstrates making flowers for her balanced off-centre bowl.

Sam Abernethy shows how to make use of a small burr. ►

Mark Baker gives demonstrates the use of bowl gouges and scrapers. ▼



Stuart Mortimer demonstrates his ► method of lighting the inside of a hollow form to ensure an even wall thickness.



◀ Tony Rea gives a multitude of tips for dealing with spalted beech, including glueing a waste block on the bottom of a bowl to have a stable point to chuck on to.





Sam Abernethy's puzzle kept the editor stumped for ages. ►



◀ The standard of the competition was very high with some great pieces on display.



▲ Peter Mulvaney, Colm Hyland and Richard Murphy get ready for the 'Gala Dinner'.



▲ As the discussion turns to side plates, Jack O'Rourke regrets sitting next to the editor.



▲ Malcolm Tibbetts ring construction.

Jonathan Wigham discusses the days turning with John Doran. ▼



Thanks to Colm Hyland supplying some of these photos.