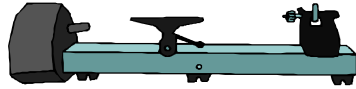


Dublin Chapter Newsletter

December 2012 Volume 3 Issue 39



Inside this issue:



◀ *Michael Fay demonstrated making a Nativity set at the the October meeting. Pacelli O'Rourke's note are on Page 2.*



The Exhibition & Sale at Tallaght Library started on 29th November. Photos and news from the first two days are on Page 5.



▲ *The Christmas theme continued in November when Owen Furniss demonstrated a decoration. Photos on Page 5.*



◀ *Final Competition Results for 2012 are on Page 4.*

Riding the Bevel

In the last newsletter I suggested that it was about time that our newsletter had a new editor and a revamp. At the AGM nobody came forward and so here I am again!

It was great to see a big attendance at the AGM in no small part, I'm sure, down to the promise of a demo from Owen Furniss after.

Most of you will see this newsletter before the December journal although I actually completed work on the Journal before moving on to the newsletter.

The Journal requires a couple of intensive weeks of editing and even though there are a couple of mentions of Christmas in Journal 63, I refused to even contemplate thinking about properly until it was done.

After spending some time editing this newsletter and being at the exhibition in Tallaght Library it has hit home that I now have three weeks to pull my finger out and I feel pretty unprepared mentally.

I was lucky enough to be invited to demonstrate at the East Central Chapter meeting in November and had the honour of being the first person to demonstrate on the new lathe that they won in the IWG

Seminar raffle. I have to say it's a nice machine.

A new year of Competition starts at the December meeting with the usual Christmas Item, it would be great to see a good turnout of entries this year. I have always felt that my own turning only started to improve measurably when I started to enter the competitions and learn what was needed to compete.

Interestingly, last year, although John Sheeran deservedly won the beginners section (with some wonderful pieces that would have graced the Experience and Advanced categories), anyone who entered a piece every month would have finished top. This was because there were quite a few months with few or no beginners entries and this is a real shame.

It would be fabulous to see all of our beginners bring a piece every month. There are plenty of good people in our chapter willing to offer good advice on how to improve your turning and I'd encourage people not to be shy in seeking this advice.

I wish everyone a very safe and happy Christmas.

Varn.

Coming Soon

Wed 5 December - Workshop (Scout Hall)

Sat 6 January - (Scout Hall)

Demonstrator: To Be Confirmed
Competition: Bowl

Wed 9 January - Workshop (Scout Hall)

Sat 2 February - (Scout Hall)

Demonstrator: To Be Confirmed
Competition: Table Lamp



Seamus Carter demonstrated at the Wednesday workshop in October. The Workshops take pace in the afternoon on the Wednesday after our Saturday meeting.

Notes from the Chairman

It's the simple things in life that give us great pleasure. Most of us take for granted our good health and we should make great use of our talents. It was great to see the very good turn out for our AGM in November.

We had 3 changes to our committee and with Peter Mulvaney Frank McGuire and Adrian Findlay stepping down. My thanks to all three for their work on the committee.

The new members to join the committee were David Sweeney our new Honorary Secretary. Paul Murtagh will look after Exhibitions and Owen Furniss will do the membership secretary for the coming year. I

also thank Owen for stepping in to do Secretary during the year.

We have a lot to do in the coming year and this weekend the Tallaght Library will host our Exhibition. Our thanks to Frank McGuire for his continued help with this function.

Our one day seminar is almost organized and have a few more details to confirm and will let you know who we have demonstrating etc., as soon as this is ready.

I wish to thank the committee for their full cooperation and support during the year and all in all we had a good year of activity.



I wish you and your family a very peaceful and happy Christmas.

Joe O'Neill
Chairman, Dublin Chapter.

Christmas Crib

Pacelli O'Rourke describes Michael Fay's demonstration of a Nativity Set at the October meeting.

As you can see from the photographs, this is a delightful, seasonal item comprising four elements: Simple, stylised figures of Mary and Joseph and the infant in the manger, mounted on a circular base. There is total discretion as to size and mounting method. I personally felt there was something endearing in the diminutive proportions used by Michael. Any timber can be used, but preferably a hard wood. It also enhances the pleasing look of the piece if the heads contrast with the remainder of the two larger figures.



Michael began by mounting a cylindrical piece about 100mm (4") long by 38mm (1½") in his O'Donnell jaws, with tailstock support. He used a card with markings for the lengths of mounting-spigot, body and shoulders. He achieved a graceful sweep from the base to the shoulder—element. The latter is domed, and now needs to be undercut quite deeply. In fact the basic form of the figure is that of a mushroom. Michael used a homemade tool for the undercutting. Caution! Close work



like this involves high risk of injury. Take your time!

With a Jacob's chuck in the tailstock, drill a 12mm (½") hole to a depth of 20mm (¾"). Now go a further 10mm (⅜") with an 8mm (5/16") drill bit. This creates the appearance of a loose 'collar' around the neck.

Making the Shoulders.

First decide which 'side' of the body is to be the front. Now cut a 'slice' off the top at about 45° to the centre line starting the cut about 4mm 'behind' the centre line. A pencil line marking the line of the cut is inscribed. Michael used a Japanese pull-saw for this. It is now that the importance of deep undercutting can be seen as the revealed



curve of the protruding material, suggests two enfolding arms. Very clever design. The cut edge can be tidied up with a small file and carefully applied fine abrasive. At the opposite end create a spigot for base-mounting. At this point the first figure is completed and can be parted off.

The Head

Michael now changed chucks and mounted a piece of dark timber similar to a pen blank. He fashioned a sphere of about 16mm (5/8") with a spigot of 30mm (1 1/8") x 8mm (5/16") to match the bottom portion of the corresponding hole in the top of the body.



The second figure is created in the same way as the first, just bearing in mind that, as one represents Joseph and the other Mary, there ought to be a difference in the overall dimensions of the two.

The Manger.

In essence this comprises the creation of a shallow, natural edge bowl. For this, Michael put up a small lilac branch of 90mm (3½")

length by 50mm(2") girth between centres, with steb-centre drive. The blank is of course mounted side-on to the lathe axis. It is very important to check that this is a true 90° angle. This can be ascertained by rotating the blank and making a mark where each edge passes the tool rest. If the piece is skewed there will be a difference as either end passes a given point. So the blank was 'rounded' and a spigot formed at the tailstock end. This spigot must be a full circle otherwise it could present instability problems when chucked.



The O'Donnell jaws were once again deployed for the safe access they give when working at the headstock end. Remember to make the depression in the 'bowl' quite shallow, otherwise the infant will need to levitate! (Don't even think it!!) The remainder of the stock 'under' the manger is formed into a support pedestal.

Michael urges "nice gentle cuts" in all of this process, Also "Keep your feet steady", most especially when negotiating the wood-air-wood dangers of the bowl turning.

Leave a 20mm (¾") spigot for insertion into the base. A long grind gouge is recommended, cutting slightly on the upper wing. A 2mm (3/32") hole is drilled through the centre of the manger, this will line up with a hole in the back of the baby using a tooth pick to join the two elements. Leave a mounting spigot of 10mm (⅜") at the bottom of the pedestal section.

Be sure you're satisfied with everything before parting off.

The Baby.

Michael chose to make the body and head separately and in that order. bAgain he used a dark pen-type blank for this section, leaving just enough material protruding from the chuck to give about 50mm (2") clear to work on. The finished profile of the body



looks like the outline of an infant wrapped in a swaddling cloth.

Drill a 5mm (3/16") hole at the "neck" end, to take the head-spigot. The head itself consists of a tiny sphere with spigot to fit into the hole provided in the body. For stability it is best to make the spigot at the tailstock end, then the sphere. This enables the head/body fit to be checked in situ and modified as necessary. The baby can now be parted off.

The Base.

Michael's finished base was about 100mm (4") in diameter x 16mm (5/8"). It is very important that the top face is absolutely level. A variety of mounting methods are possible, expansion and compression being the two most common. Michael has a dislike for the expansion mode because of the danger of the whole piece breaking out. The edge profile of the base is a matter of choice. It's probably best to keep it simple so as not to distract the focus from the figures.



When shaping the edge Michael passed on the tip of lowering the toolrest so as to make the angle between cutting edge and wood more acute, thus enhancing the slicing action and diminishing/eliminating tear-out. Regarding finish: Michael uses HUT wax but of course it is a matter of preference.



Mounting the Figures on the Base.

Michael first marked and cut 3 cardboard templates representing the base of the 3 elements. This enables a very accurate marking of the hole-centres for mounting. You don't want any element over-hanging. A Jacob's chuck was mounted in the headstock, with appropriately sized drill-bit. The base was then wound into the bit to the required depth, making sure that it is held at a true 90° angle. At this point it is a matter of pressing and gluing all the elements together and voilà — a charmingly simple, stylised nativity scene in time for the Holy Season.

As ever, Michael had clearly put meticulous preparation into his demonstration. I'm sure he will be looking forward to seeing the fruits of his labours in the customary seasonal December competition. Many thanks Michael.

Pacelli O'Rourke

photos by Hugh Flynn and Rich Varney

Competition Results and Final Standings for 2012

Christmas Item
Bowl With Pedestal
Open Competition
Goblet with Captive Rings
Laminated Turning
Open Competition
Natural Edge Bowl
Off-Centre Turning
Box
Hollow Form
Cup & Saucer



Owen Furniss (Advanced - Oct)



Pacelli O'Rourke (Experienced - Oct)



Paul Murtagh (Artistic - Aug)

Competition
Photos by
Hugh Flynn

Advanced	Total	Dec	Jan	Feb	Mar	Apr	May	Jun	Jul	Aug	Sep	Oct
Owen Furniss	124	15	6		15	13	6	11	13	15	15	15
Cecil Barron	94	9	13	11	9	7	9	5	9	9	9	13
Willie Reville	88	11	9	7	13	11	5*	6	7	6	9	9
Henry East	63		15	13			15	15		5		
Joe O'Neill	53	5	5	6		9	5		6	11	6	
Seamus Carter	47					15	5		15	5		7
Tony Hartney	35		5	5	11			9	5			
Pat M. Walsh	33		5	15			13					
Seamus O'Reilly	31	13						7	11			
David Sweeney	40		11	9						7		13
Frank Gallagher	35	7		5	5		7					11
Albert Sloane	24						11			13		
Graham Brislane	17						5			5	7	
Peter Mulvaney	15	5	5	5								
Paddy Finn	15				5		5			5		
Michael Fay	13							13				
Michael McNamara	12			5	7							
Hugh Flynn	11										11	
John Holmes	10		5	5								
Tony Lally	7		7									
Rich Varney	6	6										
James Gallagher	6				6							
Malcolm Hill	5		5									

Experienced	Total	Dec	Jan	Feb	Mar	Apr	May	Jun	Jul	Aug	Sep	Oct
Alison Hurst p	120	9	15	15	7	7	13	13	13	13	15	6*
Paul Murtagh p	116	6*	7	7	13	11	15	7	15	15	13	13
Pacelli O'Rourke p	107	15	9		15	9	9	9	6	9	11	15
Noel White	83	13	11	11		13	7		11	6		11
Willie Edwards	63		13		11	15		15	9			
Peter Curran	60				9	6		11	7	11	9	7
John Owens	39	7		13	5					7	7	
Frank Maguire	32			6	6		11					9
John Doran	11	11										
Sean Egan	9			9								

Beginners	Total	Dec	Jan	Feb	Mar	Apr	May	Jun	Jul	Aug	Sep	Oct
John Shearan p	118		15	15	15	15	15	15	13	15		
Pieter Maanen p	52			11		13	13		15			
Pat Costigan p	44					11	9		11	13		
John Duff p	39		13	13	13							
Eric Durkin	11						11					

Artistic	Total	Dec	Jan	Feb	Mar	Apr	May	Jun	Jul	Aug	Sep	Oct
Cecil Barron	134	13	13	13	15	15	11	15	11	15	13	11*
Paul Murtagh	50			11					13	11		15
John Owens	41						13	9		6		13
Malcolm Hill	37		15					7		15		
Seamus O'Reilly	33							15	13	5		
Joe O'Neill	24	9						6		9		
Frank Gallagher	22			9	13							
Pieter Maanen	16				11		5					
James Gallagher	15	15										
Henry East	15			15								
David Sweeney	15											15
Graham Brislane	13							13				
Sean Egan	13										13	
Peter Mulvaney	11	11										
Pat Costigan	9										9	
Pat Walsh	7			7								
Jack Kearney	7											7

Turners of the Year

Prizes for our woodturning competition over the year were presented at the AGM in November. Congratulations to all of the winners and runners up.



Owen Furniss (Advanced)



Alison Hurst (Experienced)



John Sheeran (Beginners)



Cecil Barron (Artistic)

The following turners have been promoted:

Alison Hurst, Paul Murtagh and Pacelli O'Rourke from Experienced to Advanced.

John Sheeran, Pieter Maanen, Pat Costigan and John Duff from Beginner to Experienced.

Well done!

Rich Varney

Christmas Ornament

Owen Furniss gave a demo on turning a Christmas tree ornament after the AGM



from this demo, but don't forget that a DVD of Owen's demonstration, put together by Tony Hartney, is available to borrow from the Book and Video club.

Membership of the club is €10 for the year, further details from Eamonn Boland.

November saw our A.G.M. where business included Owen Furniss stepping down as acting Honorary Secretary, stepping in as Membership Secretary, stepping out to collect the award of turner of the year and finally stepping up to give our demonstration.



The subject was a Christmas tree ornament. Unfortunately there are no notes available



Tallaght Library Exhibition and Sale



Some sights from the Tallaght Library Exhibition and Sale which finishes on 1 December

2013 Committee

Chairman: Joe O'Neill

☎ 087 623 0162

✉ DWT.Chair*

Secretary: David Sweeney

☎ 087 688 1402

✉ DWT.Secretary*

Treasurer: Vincent Whelan

☎ 087 760 4918

✉ DWT.Treasurer*

Vice-Chairman: Joe McLoughlin

☎ 087 261 0803

Membership: Owen Furniss

☎ 087 252 2637

✉ DWT.Membership*

Competitions & Workshops: John Doran

☎ 087 639 3081

✉ DWT.Competitions*

Books & Video: Eamonn Boland

☎ 086 274 7600

✉ DWT.Library*

Exhibitions: Paul Murtagh

☎ 087 133 1292

☎ 01 456 5509

Newsletter: Rich Varney

☎ 086 832 7985

✉ DWT.Newsletter*

* When sending e-mail to the "DWT" addresses, add "@gmail.com" to the end of the email address given e.g. DWT.Newsletter@gmail.com.

DCIWG Competition Rules

29/11/2011

It is a condition of entry that all entrants accept the rules and conditions.

The ruling of the Competition Secretary is final and binding.

The competition is run at the monthly meetings with monthly winners in each category at the meeting and annual winners announced at the A.G.M.

The specification for the competition item will be announced in advance and must be strictly adhered to. No baize to be used on any competition pieces.

Entries will be accepted only up to the start of each meeting.

Competition items must not have been entered in a previous DCIWG monthly competition and must not have the name of the maker visible.

Judging: Three judges, one of whom may be a beginner will be selected at each meeting and marks will generally be awarded for form, finish and function. Judging will take place in three categories: Beginners, Experienced, Advanced.

An additional Artistic competition will run at each meeting and will be open to all members.

Marks: Every entrant will receive 5 points. Additional marks will be awarded in each category: -

1 st	Additional 10 marks	4 th	Additional 4 marks
2 nd	Additional 8 marks	5 th	Additional 2 marks
3 rd	Additional 6 marks	6 th	Additional 1 mark

The turner of the year will be determined from the accumulation of the monthly scores to a maximum of ten months. In the event of an entrant having 11 entries, the lowest score will be deducted.

Promotions: Beginners are promoted to the Experienced category following two wins or one win and two seconds.

Experienced are promoted to the Advanced category following three wins or two wins and three seconds.

The turner of the year in both the Beginners and Experienced categories will also be promoted regardless of the number of wins and second places attained.

All promotions will take place at the end of the year and are announced at the A.G.M.

Prizes: The monthly winners in each category will receive a certificate.

Turner of the year prizes: The turner of the year in each category will receive the perpetual trophy for the category, a memento and €100 prize money. In addition, 1st, 2nd and 3rd in each category will also receive a certificate.

Woodturning Classes

Joe Laird woodturning Studios
Half-Day, Full-Day, Evening and Weekend
classes available (up to 5 students) for all
skill levels.

Ph: 01 825 8079 / 087 269 8027
www.joelairdwoodturning.com

Woodturning Supplies

The Hut

Ph: 086 333 3226 / 086 813 2040
Email: dahut@live.ie
www.thehutwoodturningsupplies.com

Woodturning Supplies

The Woodshed

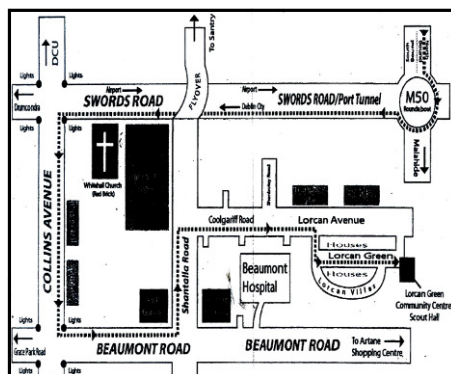
11 Lowtown Road, Templepatrick,
Co Antrim. BT39 0HD
Tel (from ROI): 048 9443 3833
Email: enquiries@wood-shed.com
www.wood-shed.com

Woodturning Classes

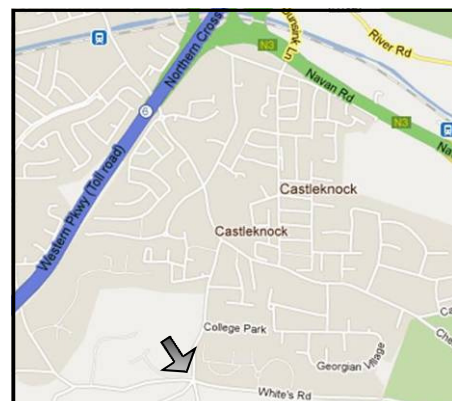
Joe O'Neill offers classes on
Tuesday and Wednesday A.M.
& Thursday nights.

Telephone: 087 623 0162
Email: rudyperudy@yahoo.com

*Tonight I held a little hand
It made my sad heart sing
For t'was the loveliest hand
I had ever held
Four aces and a king.*



Dublin East Central Chapter meet on
the second Saturday of each month in
Lorcan Green Community Centre /
Scout Hall from 2.00 pm.
Tel: 086 8241470
www.eastcentralchapter.com



Dublin 15 Chapter meet on the 3rd
Thursday of every month, 7:30pm to
10pm, at Castleknock College.
www.craobhcuigdeag.org