

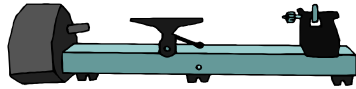


# Dublin Chapter Newsletter

April 2013 Volume 3 Issue 41



## Inside this issue:



◀ *There were shavings a plenty at the March meeting where Seamus Carter made a square edged clock. Gerry Ryan explains on page 5.*

*Chairman's notes  
▶ and Seminar  
details on page 2.*



◀ *Competition news,  
photos and standings are  
on pages 3 and 4.*

## Riding the Bevel

I hope everyone had a lovely Easter. The long weekend has hopefully afforded many of you a chance to get some time in front of the lathe and make something for the April competitions.

I'm ashamed to say that my lathe is suffering from severe neglect and has barely been used in the first three months of 2013. I hope to remedy in the next few months and make up for things over the summer. As to whether those plans come to fruition, I will have to wait and see.

Some of the money raised for the Alzheimer's Society through our sale and raffle at Tallaght Library in December was used to purchase a camcorder for Rose Cottage Dementia day care centre. This was presented by Cecil Barron at our meeting in February.



The Wednesday workshops continue to be a great success with recent demos from Tony Lally and Charlie Ryan.



In March I was lucky enough to be at the Gorey seminar with a number of other members from the Dublin Chapter and had a great time. The line up included Richard Findlay (above) and Billy Henry. Unfortunately this being on the same day as our own meeting meant missing out on Seamus Carter's demonstration.



With Pacelli O'Rourke (also seen in the vicinity of Gorey) unable to take notes, Seamus's excellent demo may have gone undocumented. Thankfully Gerry Ryan stepped into the breach and provided notes for those of us who missed it.

The line-up of Wednesday workshop demonstrators for the coming months are:

- Apr: Joe O'Neill
- May: Willie Edwards
- Jun: John Doran
- Jul: Alison Hurst
- Sep: Joe McLoughlin
- Oct: Charlie Ryan
- Nov: Malcolm Hill & Tony Lally
- Dec: Pat Walsh



Back in February we had an excellent demo from Seamus Cassidy (above). It was a real treat and is covered in full by Pacelli on page 42 of the March Journal.

*Please remember that for insurance reasons, non-members cannot be admitted to any of our meetings. Visitors are permitted to attend one IWG event per year only under the IWG visitor initiative.*

Have a great month and don't forget the seminar,

Varn.

## Coming Soon

Wed 10 April - Workshop (Scout Hall)

Demonstrator: Joe O'Neill

Sat 4 May - One Day Seminar (Scout Hall)

Demonstrators: Ray Jones & Sam Abernethy

Competition: Open

Wed 8 May - Workshop (Scout Hall)

Demonstrator: Willie Edwards

Sat 1 June - (Scout Hall)

Demonstrator: Peter Lyons

Competition: Clock

## Notes from the Chairman

It's that time of year that chapter seminars commence and ours is just 4 weeks away.

I do hope you can come and enjoy the day as we have a lot of expert woodturners showing you their skills. I know you will enjoy the day and the committee have put a lot of effort into it.

I wish to thank Alison Hurst for her kind offer to give both demonstrators B/B during their short visit.

Many of our members were in Gorey on 2<sup>nd</sup> March for their seminar and had a great day. The East Central Chapter will have their one day seminar next Saturday and it would be nice to see our members give them support .

I want to thank Joe McLoughlin who will take my place in June as I will be on my yearly

pilgrimage to Utah for their Woodturning Symposium .

The IWG Annual Seminar in Sligo in September should be on your list to attend. Some members of the SanDiego Chapter are coming over to attend it and I will be with them in May and hope to encourage a few more to come also.

I have been getting enquiries about our meetings from wood turners outside the country and you may see some of them at our meetings. Do make them welcome as I have found in my travels it's nice to be nice.

I also wish to thank Graham Brislane for his courage in taking on the "Woodturning Magazine" Subscriptions from Terry Cruise and please do pay him as we don't want any outstanding payments .



I am looking for a reel to reel tape recorder, working of course. A 4 track machine taking 7 inch spools .To loan or buy.

See you on Wednesday and at the seminar in May.

Take Care.

Joe O'Neill  
Chairman, Dublin Chapter.

## One Day Seminar - 2013

**Saturday 4th May 2013 at Willington Scout Hall, Templeogue, Dublin**

**Registration at 9:00 am**



**Ray Jones** life in woodturning began in 1958 but working with wood had actually begun when he was 11 years old. "The first time I entered the woodwork room at school I knew for the first time in my life, this is where I wanted to be."

Ray's first Job was making bowling green bowls. He was employed as a commercial woodturner for 25 years before

being offered a job as an instructor at a Y.T.S scheme. At this time a trip to a woodworking show in London gave Ray the impetus to set up his own business and so began another 25 years of "the three Ts, Teaching, Turning & Talking"

Ray turns commercial and architectural items for clients as well as craft and artistic items.



**Sam Abernethy** from County Down started wood turning in the early Nineties and it has been his keen interest and hobby ever since. Sam gives regular demonstrations at the Woodshed in Templepatrick and is the main tutor for courses there.

In 2006 Sam was accepted on to the Register of Professional Turners supported by the Worshipful Company of Turners of London.

Sam regularly demonstrates at the main shows and seminars for Robert Sorby in Ireland, UK, Norway and the USA. He also and Turners Retreat and also demonstrates regularly for Turners-Retreat in England.

With additional demonstrations by Dublin Chapter Members on the Day, Competitions, Trade Stands etc.

**Seminar Price:** IWG Members €50, Non Member €60. **Non members are welcome.**

Price includes lunch, together with tea, coffee and biscuits throughout the day.

**Reservations with payment in full by 26 April 2013 to:**

Mr Vincent Whelan, 5 Woodfield, Scholarstown Road, Dublin 16. Ph: 087 760 4918

# Competition News



Michael Fay (Advanced - Feb)



Noel White (Experienced - Feb)



Bob Finley (Beginners - Feb)

<b>Artistic</b>	<b>Total</b>	<b>Dec</b>	<b>Jan</b>	<b>Feb</b>	<b>Mar</b>
Seamus O'Reilly	37	<b>15</b>	13		9
Alison Hurst	36		<b>15</b>	<b>15</b>	6
Paul Murtagh	26	13			13
Sean McMorrow	24		7	6	11
Pat J. Walsh	22	11		11	
Cecil Barron	18	9	9		
Malcolm Hill	16			9	7
Bob Finley	15				<b>15</b>
Henry East	13			13	
John Holmes	11		11		
Joe O'Neill	10			5	5
Luan Alton	7	7			
Willie Reville	7			7	
Tony Newsome	5			5	
John Owens	5				5



Alison Hurst (Artistic - Feb)

*Competition Photos by Hugh Flynn*

**Christmas Item**  
**Bowl**      **Table Lamp**  
**Platter**

<b>Advanced</b>	<b>Total</b>	<b>Dec</b>	<b>Jan</b>	<b>Feb</b>	<b>Mar</b>
Michael Fay	60	15	15	15	15
Paul Murtagh	36	6	11	13	6
David Sweeney	35		13	9	13
Tony Hartney	33	11	6	5	11
Willie Reville	25	9	5	6	5
Joe O'Neill	20	5	5	5	5
Pat J. Walsh	19	7	5	7	
Seamus O'Reilly	18	13	5		
Cecil Barron	16		9		7
Pat M. Walsh	16		5	11	
Albert Sloane	12		7		5
Pacelli O'Rourke	10	5	5		
Malcolm Hill	10		5	5	
Michael McNamara	10		5	5	
Henry East	9				9
Frank Gallagher	5	5			
James Gallagher	5		5		
Paddy Finn	5				5
Seamus Carter	5		5		



Michael Fay (Advanced - Mar)



Sean McMorrow (Experienced - Mar)

<b>Experienced</b>	<b>Total</b>	<b>Dec</b>	<b>Jan</b>	<b>Feb</b>	<b>Mar</b>
Noel White	43		15	15	13
Sean Mc Morrow	37		9	13	15
Willie Edwards	31		11	9	11
Jonathan Wigham	26		6	11	9
John Shearan	13		13		
Frank Maguire	7		7		



Seamus McKeefrey (Beginners - Mar)

<b>Beginners</b>	<b>Total</b>	<b>Dec</b>	<b>Jan</b>	<b>Feb</b>	<b>Mar</b>
Seamus McKeefrey	58	15	15	13	15
Bob Finley	37		9	15	13
Tony Newsome	24		13	11	
Luan Alton	13	13			
Jim Warren	11		11		
Vinny Whelan	9			9	



Bob Finley (Artistic - Mar)

# Carter's Clock Sprouts Wings

Gerry Ryan reports on Seamus Carters demonstration of making a square winged clock at the March meeting.

**T**he members of the Dublin Chapter were delighted to have the opportunity to watch our very own, very dapper Seamus Carter in action at our March meeting.



Demonstrating the creation of a “winged” square clock - the photos reveal all - Seamus did not disappoint. He mounted a perfectly square and perfectly thickened piece of beech on a screw chuck. The dimensions were 8 inch square by 2 inch thick, and to aid correct mounting, and location of the clock spindle, he had drilled a small dimension hole right through the centre.

As the piece would from now on remain a square, a considerable amount of potentially dangerous ‘shadow’ would be in motion. As an aid to safety Seamus marked on the tool rest where the danger area would begin. From then on he replaced the tool rest in practically the same spot after moving it, and stressed the need to remain aware of the flying edge. He then turned a shallow chucking recess in what would become the face of the clock.

On reversing the piece into the chuck he used a shim so the block would engage with a ‘shoulder’; this would help more accurate replacement in the chuck than could be achieved by contact with the jaw edges with a shallow recess.

On the back he now excavated a recess which would accommodate the clock movement. In admirable fashion he made short work of all recesses with a few expert passes with his favourite bowl gouge, followed by application of a home-made scraper. This was from a square bar of HSS ground at the tip like a

monster parting tool. (Another flat scraper he used from time to time had different half round profiles at each end). As the thickness of the block had to accommodate both the movement recess and a recess on the face for the hands, Seamus rechecked depths often as he worked so as to leave about three eights of an inch or 10 mm of solid wood at the centre.

He marked the contour of the winged effect on the edges of the block. He moved the work-piece by hand to check that the 4 corners were passing through the same point, i.e. were equidistant from the centre. As he had prepared the block accurately all was well, so he would avoid having 4 wing-tips that were out of true. Then using a fingernail shaped bowl gouge he ‘scooped out’, a little at a time from near the clock recess to the four corners of the work piece.

Working mainly from the centre to the outside, with a shearing cut, he gradually achieved the desired contour, finishing with some very delicate scraper work. All this was aided by keeping the movement of tool on tool rest almost frictionless with the help of an oily rag, and tools with rounded edges.

In the space left between clock recess and the start of the contour, Seamus inserted a few decorative rings. With practically no need for sanding the back of the clock came alive with the application of a coat of sealer. The piece was now reversed and re-chucked in the clock recess.



Seamus now decided on the size of recess for the clock face. While it would be possible to insert a brass ‘chapter’ ring with the numerals marked out in Arabic or Roman, he preferred to insert wooden pegs or dowels.

He had prepared a cardboard disc to the size that suited the set of clock hands. The recess was made to suit this template. Again this was completed in jig-time, but Seamus was patient and careful in turning a perfect flat at the bottom of the recess.



He next turned the contour on the clock face working from about half inch outside the recess, out to the 4 corners. As the tools were now contacting corners of the block that were shrinking in thickness, he speeded up the lathe so that contact was being made more frequently.

The curve of the edges could not be of a constant thickness from corner to corner. For this to have been possible it would be necessary to continue the curve right up to, and through, the face of the recesses. So at this stage Seamus used his designer’s eye to develop a pleasing line between the high points at the centre and the arched wings. Hopefully the photographs will not clarify this; in which case you and I will just have to try to emulate Seamus Carter’s work - and nothing could be more beneficial for the good of our souls than following in his dapper footsteps. After a decorative cove on the face of the piece he carried out the tiny amount of sanding that was necessary.

Seamus preferred to hang his winged square in a ‘diamond’ orientation, so he carefully marked out a corner to corner diagonal on the front and decided on the position of 12 o’clock. Inserting his disc shaped template he marked the centre of each of the 12 hours through pre-prepared holes.

*Continued on Page 6*

# Carter's Clock Sprouts Wings

Continued from page 5

At this stage he drilled with a small bit right through the clock at the 12 mark - this gave the 12 location at the rear which helped among other things to avoid hanging the clock upside down. Seamus had pre-cut walnut plugs to mark out the hours - with slightly larger ones at 3,6,9 and 12. Drilling with brad tipped bits and depth gauge, and super-gluing each plug in place (tapping home with a hammer and piece of dowel) Seamus then turned away the excess.

Although the clock movement had come complete with a hanger, Seamus got rid of this and fitted a brass hanging plate in line with the marker hole previously drilled at the 12 point. From this stage onwards - while power and hand sanding the edges and applying sealer - the piece was spinning freely without even the partial protection of

the tool rest, so extreme caution is recommended.

In the course of discussion it was noted that it would be advisable to have the on/off switches located so the turner did not have to keep crossing the line of danger.

Happily our experienced hero emerged unscathed, and received a well deserved ovation for his beautifully finished "Square Winged Clock". Many thanks Seamus, and congratulations too on the valuable safety talk with which you began your demonstration.

Gerry Ryan  
photos by Hugh Flynn

## 2013 Committee

**Chairman:** Joe O'Neill

☎ 087 623 0162

✉ DWT.Chair\*

**Secretary:** David Sweeney

☎ 087 688 1402

✉ DWT.Secretary\*

**Treasurer:** Vincent Whelan

☎ 087 760 4918

✉ DWT.Treasurer\*

**Vice-Chairman:** Joe McLoughlin

☎ 087 261 0803

**Membership:** Owen Furniss

☎ 087 252 2637

✉ DWT.Membership\*

**Competitions & Workshops:** John Doran

☎ 087 639 3081

✉ DWT.Competitions\*

**Books & Video:** Eamonn Boland

☎ 086 274 7600

✉ DWT.Library\*

**Exhibitions:** Paul Murtagh

☎ 087 133 1292

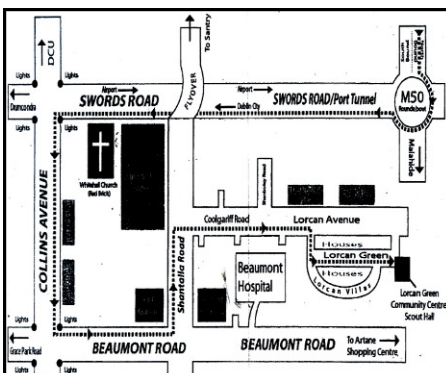
☎ 01 456 5509

**Newsletter:** Rich Varney

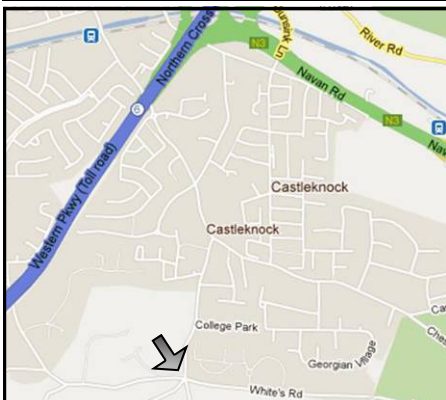
☎ 086 832 7985

✉ DWT.Newsletter\*

\* When sending e-mail to the "DWT" addresses, add "@gmail.com" to the end of the email address given e.g. DWT.Newsletter@gmail.com.



**Dublin East Central Chapter** meet on the second Saturday of each month in **Lorcan Green Scout Hall** from 2 pm.  
Tel: 086 8241470  
[www.eastcentralchapter.com](http://www.eastcentralchapter.com)



**Dublin 15 Chapter** meet on the 3rd Thursday of every month, 7:30pm to 10pm, at **Castleknock College**.  
[www.craobhcuigdeag.org](http://www.craobhcuigdeag.org)

### Woodturning Classes

Joe O'Neill offers classes on Tuesday and Wednesday A.M. & Thursday nights.

Telephone: 087 623 0162  
Email: [rudyperudy@yahoo.com](mailto:rudyperudy@yahoo.com)

### Woodturning Classes

Joe Laird woodturning Studios Half-Day, Full-Day, Evening and Weekend classes available (up to 5 students) for all skill levels.

Ph: 01 825 8079 / 087 269 8027  
[www.joelairdwoodturning.com](http://www.joelairdwoodturning.com)

### Woodturning Supplies

The Hut

Ph: 086 333 3226 / 086 813 2040  
Email: [dahut@live.ie](mailto:dahut@live.ie)  
[www.thehutwoodturningsupplies.com](http://www.thehutwoodturningsupplies.com)

### Woodturning Supplies

The Woodshed

11 Lowtown Road, Templepatrick, Co Antrim. BT39 0HD  
Tel (from ROI): 048 9443 3833  
Email: [enquiries@wood-shed.com](mailto:enquiries@wood-shed.com)  
[www.wood-shed.com](http://www.wood-shed.com)

## IWG National Seminar

Please Note that the Seminar pricing information published on page 29 of Issue 64 of the Journal of the Irish Woodturners' Guild contains an error.

The Friday only and Saturday only pricing have been transposed so that the prices shown for Saturday actually apply to Friday and vice-versa. All other pricing is correct.

A corrected form is available on the IWG website—  
[www.irishwoodturnersguild.com](http://www.irishwoodturnersguild.com)

It can also be obtained by contacting Rich Varney, see above for details.