

Dublin Chapter Newsletter

January 2018



Inside This Issue:

- ▷ Dec 17 Saturday Demo. - P1.



- ▷ Planning Your Bowl - P2.

- ▷ Jam Chucking - P5.

Upcoming Events:

- Next DWT Meeting - 3rd Febuary.
- Feb Sat. Demonstrator - Tom Murphy.
- Jan Sat. Demonstrator - Christy Glynn.
-

Santa O'Neill Pays a Visit

Santa made his usual early appearance at the Willington Scout Hall at the December Saturday meeting, again, strainingly resembling J O'Neill. Apart from displaying unusual sponsorship from a well-known supermarket, he was his traditional, festive self. He showed us how to make a variety of Christmas items starting with a spinning top. There was no write-up of the demo, but here are a few pictures.



Who was winning 10 years ago?

Pictures of Competition winners ten years ago this month. Recognise any of them?

Answers towards the back.



Advanced



Experienced



Beginners

FOR SALE

In the Dublin area - a Scheppach deco 405 Varro scroll saw.

Offers around €175.

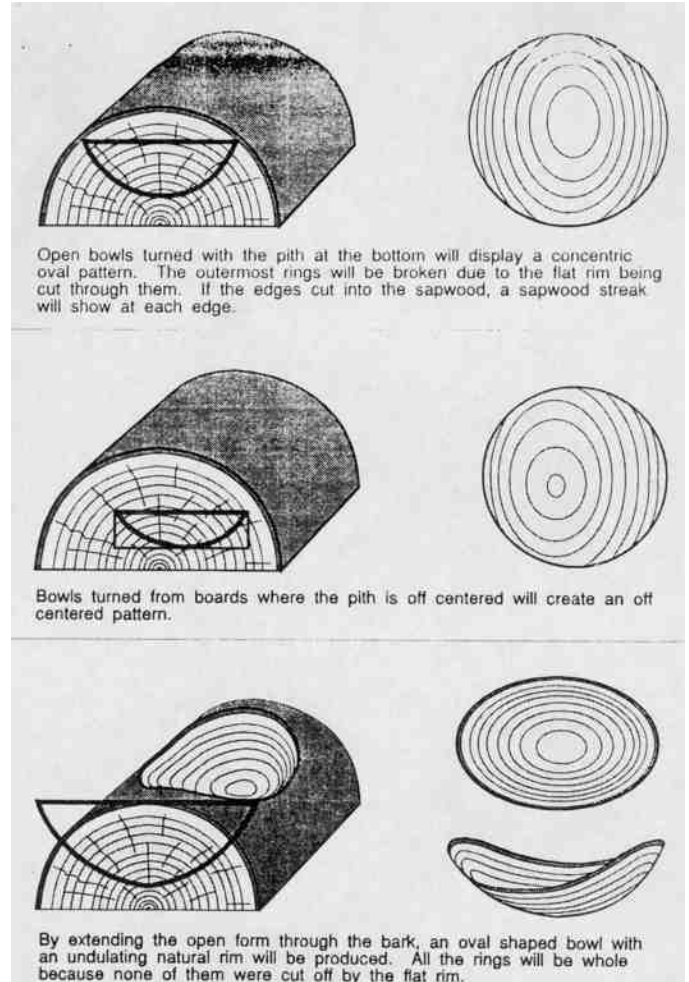
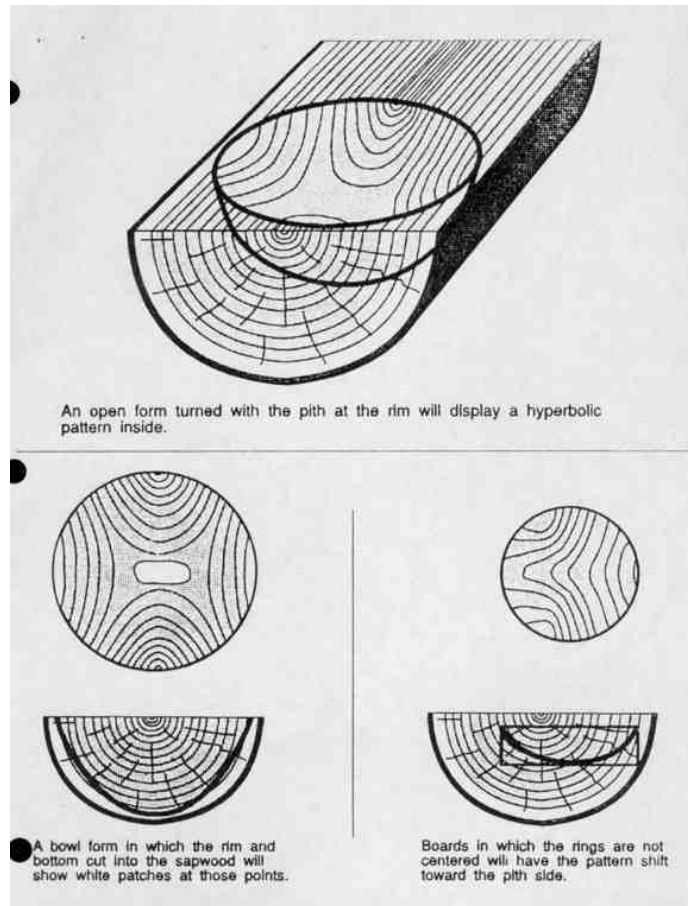
Call Chris Hayes on mobile 086-3087110.

Planning your Bowl

Ever speculate what grain-pattern you will get if you turn a bowl from a half-log? Below are some diagrams that will give you some ideas, depending on the orientation at the start.

More patterns at: -

http://www.bubbasville.com/info_section/turned_object_to_a_log_handout.pdf



Chairman: Joe McGloughlin
087 2610803
DWT.Chair@gmail.com

Secretary: Renee Kennedy
087 2211513
DWT.Secretary@gmail.com

Treasurer: Vincent Whelan
087 760 4918
DWT.Treasurer@gmail.com

Vice-Chairman: Peter Mulvaney
087 1254264 / 01 280 2745

Membership: Mark Daly
087 9484051
DWT.Membership@gmail.com

Competitions/W/shops: Tommy Hartnett 086 8284178
DWT.Competitions@gmail.com

Books & Video: Paddy Finn
087 9801142
DWT.Library@gmail.com

Exhibitions: Tom Carolan
085 1924480

Audio/Visual: Open

DWT.Video@gmail.com

Newsletter: Mike Sims
087 989 8793
DWT.Newsletter@gmail.com

Demonstrators 2018

Saturday

January - Christy Glynn	July - tbc
February - Tom Murphy	August - tbc
March - David Sweeney	September - tbc
April - Kirsten Doherty	October - tbc
May - tbc	November - tbc
June - tbc	December - tbc

Wednesday

January - Paul Murtagh	July - Noel White
February - Michael Fay	August - Sean McMurrow
March - Colm Murphy	September - tbc
April - Sean Earls	October - Malcolm Hill
May - Tony Lally	November - tbc
June - Willie Revielle	December - Joe O'Neill

Competitions Pieces 2018

Jan	- Platter	Jul	- Egg Cup and Egg
Feb	- Set of napkin Rings	Aug	- Box with Lid
Mar	- Picture or Mirror Frame	Sep	- 6" X 2" X 2"
Apr	- Candle Stick (s)	Oct	- 6 Buttons
May	- Open	Nov	- No Competition
Jun	- Pedestal Bowl	Dec	- Christmas Item

Trade Stands at the Saturday Meetings for 2018.

Jan - The Wood Shed	Jul - tbc
Feb - tbc	Aug - tbc
Mar - tbc	Sep - tbc
Apr - tbc	Oct - tbc
May - tbc	Nov - tbc
Jun - tbc	Dec - tbc

Dec Competition Entrants

Advanced



Artistic



Beginners



Experienced



Dec Competition Winners



Artistic - Cecil Barron



Advanced - Tony Hartney



Experienced - Colm Murphy



Beginners - Tommy Hartnett



Who were the winners 10
years ago - Jan 2008



Adv: Michael Fay



Exp: Tony Hartney



Beg: Stephen Harborne

Current Competition Positions

Current Competition Positions													
Beginners													
Name	Dec	Jan	Feb	Mar	Apr	May	June	July	Aug	Sept	Oct	Nov	Total
Tommy Hartnett	15												15
Brendan Kelly	13												13
Tony Carolan	11												11
Renee Kennedy	9												9
Experienced													
Name	Dec	Jan	Feb	Mar	Apr	May	June	July	Aug	Sept	Oct	Nov	Total
Colum Murphy	15												15
Michael Jordan	13												13
Patrick Costigan	11												11
Advanced													
Name	Dec	Jan	Feb	Mar	Apr	May	June	July	Aug	Sept	Oct	Nov	Total
Tony Hartney	15												15
John Duff	13												13
Cecil Barron	11												11
Sean Ryan	9												9
William Edwards	7												7
Joe O'Neill	6												6
Artistic													
Name	Dec	Jan	Feb	Mar	Apr	May	Jun	Jul	Aug	Sep	Oct	Nov	Total
Cecil Barron	15												15
Colum Murphy	13												13
Tommy Hartnett	11												11
Seamus O'Reilly	9												9

Better Success with Jam-Chucking

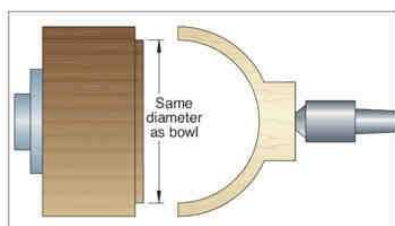
I've helped a few woodworkers who have had problems when turning with a jam chuck. This three-step process might help you be more successful.

Step 1: Turn a jam chuck with a small tenon that fits inside the bowl. Turn the outside diameter of the jam chuck so the diameter matches the outside diameter of the bowl.

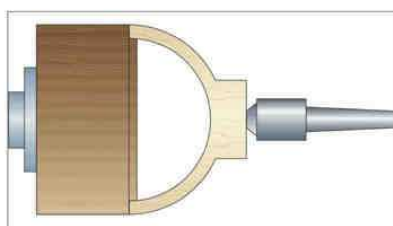
Step 2: Fit the bowl over the tenon and apply pressure with the tailstock. For added security and antislip protection, wrap the joint between the bowl and jam chuck with masking tape.

Step 3: With the foot turned, leave the masking tape in place but back off the tailstock. Slow the lathe speed and turn away the nub. When removing the nub, use light cuts that apply pressure toward the center of the form and toward the headstock. Then sand the bottom.

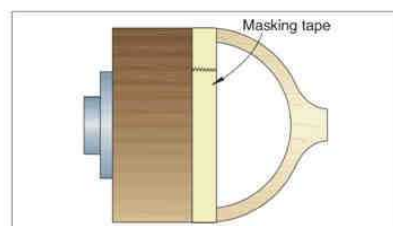
~ Chris Wright



Step 1



Step 2



Step 3

This item is from the Olympic Peninsula Woodturners 2017 October Newsletter