

Dublin Chapter Newsletter

March 2016



Inside this Issue:

Michael Fay makes a bowl emerge. ▷



▷ Any Ideas? Page 2.

Chapter Chess Challenge Latest - Page 2. ▷



▷ Lathe for Sale. Page 3

▷ Invitation to Launch of ESB Tree Week 2016 - Page 8

▷ Details on the DWT May Seminar featuring Jason Breach.

Who was winning 10 years ago?

Pictures of competition winners 10 years ago this month. Recognise any of them? February's answers - page 6.



Advanced



Experienced



Beginners

Sale of wood that belonged to Owen Furniss. These items of wood will be available at the March 5th Meeting. Bring your folding money!

Upcoming Events

- Next Dublin Chapter meeting - 2nd April 2016.
- DWT Annual Seminar, May 7th - 8th.

Saturday Demo - February 2016.

Michael Fay makes a Bowl 'emerging' from Rectangular Block

Everyone who is familiar with the consummate skill of Michael at the lathe, knew this was going to be an opportunity to witness turning at master-class level. And so it was.



The blank, a block of sycamore 120mm cubed, is tenon-held in the chuck. "Always check for tightness. Blanks can and do move." Michael emphasises the need for high RPM for the first operation. This consists in turning a spigot 45mm deep by 90mm dia. He is using a fairly heavy bowl gouge, with the tailstock for support. Precision is a key concept when Michael is turning, and he completes the spigot with some feather-light use of the parting tool. He will form a half sphere from this spigot. The depth gauge is set at 75mm to register the point from which the curve will commence. The tailstock is removed. A precise mathematical formula is used to achieve an accurate semi-spherical profile. He

applies two pencil marks registered from the edge of the spigot; One around the circumference (45mmx0.11=9.9mm), the other around the face of the spigot (90mmx0.29=26.1mm). He now turns the area between these two points in a straight line. This principle is repeated until he has created a series of facets, presenting a pre-spherical profile. The blending of these angles into a perfect half sphere is where "The formula goes out the window". The lightest of light scraping actions is applied, punctuated with repeated checking for perfect sphericity, using a custom-made template.

At this point, with the integral half sphere fully formed, Michael would bring the piece to the band-saw to be cut into two identical units, each with a quarter sphere protruding from the rectangular block. That is, the 'dome' side of the

piece, being offered to the saw blade, the cut proceeds exactly along the centre line. I say 'would' above because Michael took the precaution of pre-cutting the blank and reconstituting it with a paper joint (for which he recommends brown paper), which he now separates. He explains that he would trim 10mm off the block-section of either piece to enhance the sense of proportion between the two elements, bowl and block. To avoid the risk of depending on freshly applied hot melt glue and the dangers involved in spinning an unbalanced piece, he produces a piece he had prepared earlier, which is at precisely the current stage of the demo. This piece is well braced and balanced with waste-wood pieces and a generous supply of hot melt glue! Speaking of which, a very useful tip for releasing the hot melt hold; "Hot melt glue and methylated spirits stand in opposition to each other!"



The piece is mounted on a custom-made set-up of plywood pieces so as to afford an excellent compression-hold in the chuck, including a sturdy faceplate to which the item is spot-glued. The faceplate section needs to be trued up either dead flat or with a slight concave, but definitely not a convex surface! The centre of the bowl is marked, and a dividers-leg placed on this point, with the other leg reaching out to the right and then left shoulders of the block. The centrality of bowl-to-block is key to the 'feel' of the finished piece. Two concentric circles are pencilled-in denoting the rim. Michael urges use of a marking knife rather than a pencil for marking straight lines; "A pencil line will throw you off". Before he begins hollowing, the area outside and up to the bowl rim is refined and brought down about 3mm so that the full circle of the rim stands slightly proud of the block surface, giving dramatic significance to the concept 'emerging.' With regard to the hollowing process, Michael acknowledges "This is a bit of a lotto now. You need to keep checking...and checking...and checking. A slip at this stage would be catastrophic!"



Well, there was no slip. Hollowing was performed to the exacting standard which characterises every piece of this master-turner's work. Thank you Michael for a wonderful demonstration. You make us proud!

Pacelli O'Rourke

Chapter Challenge - 2016

There was great response to last month's call to make a chess pawn. The winner was Dicey Reilly with Martin Boyle and Ronnie Butler also taking prizes.

Joe O'Neill is holding 8 pawns from the competition and is hoping to select a team to make the full set shortly. He has the wood ready and waiting to go!



Any ideas --> what this is? Explanation - Page 7.



Donations presented to Alzheimer's Society

At the February meeting, funds collected over the last while were presented to the Mary Hickey from the Rose Cottage day-care residence and drop-in centre. Mary is pictured right with one of her clients.



The Society has been supported by the Chapter for the past five years, and over €300 was presented to Mary representing funds raised from sales at the last Tallaght Library Exhibition. Cecil Barron has also supported the Society for many years and at the meeting presented Mary with over €1000 raised from the sale of his work. Tony Lally also donated in excess of €300 from the sale of items.

Olympic Peninsula Woodturners.

Our Secretary, Joe O'Neill, has recently been in contact with an organisation of woodturners in Washington State, USA. The Olympic Peninsula Woodturners are based in Silverdale, west of Seattle.

If you are out that way, give them a call or take a look at their website at OPCAAW.com (there is a link on the Useful Links page of our website).
Mike.

Chairman: Joe McGloughlin
087 2610803
DWT.Chair@gmail.com

Secretary: Joe O'Neill
087 623 0162
DWT.Secretary@gmail.com

Treasurer: Vincent Whelan
087 760 4918
DWT.Treasurer@gmail.com

Vice-Chairman: Open

Membership: Martin Boyle
086 1733347
DWT.Membership@gmail.com

Competitions/W/shops: John Doran
087 639 3081
DWT.Competitions@gmail.com

Books & Video: Eamonn Boland
086 274 7600
DWT.Library@gmail.com

Exhibitions: Paul Murtagh
087 133 1292
01 456 5509

Audio/Visual: Open
DWT.Video@gmail.com

Newsletter: Mike Sims
087 989 8793
DWT.Newsletter@gmail.com

For Sale – A Wivamac Lathe, many accessories, and wood.


Wivamac DB1000V-CB. A professional lathe whose specifications can be found at www.toolpost.co.uk. The lathe comes with a bowl turning attachment leg; a Vicmark chuck with jaw sets; faceplates; and live and fixed centres.

Also available - a very comprehensive tool collection. Tools including the Hamlet long boring bar; drill jigs; a wet sharpening grinder; and various gouges and scrapers. All equipment is in first class condition.

There is also a selection of assorted bowl blanks that can be added to the sale at no charge.

Also available to be added to the sale at no charge are two planks. Approx 5 ft x 2ft x 4" thick, one is English elm, the other is English Yew (would make good bowl blanks).

Any reasonable offer will be accepted.



Contact Jeff Swinbank at 087-6193098 or carrowardfarm@gmail.com.
Jeff is near Strokestown, Roscommon.

Demonstrators 2016

Saturday

March - David O'Neill	August - tbc
April - Pete Lyons	September - tbc
May - Jason Breach	October - tbc
June - tbc	November - tbc
July - Kriston Doherty	December - Joe O'Neill

Wednesday

March - Cecil Barron	August - Sean McMurrow
April - Noel White	September - Tony Hartney
May - Paul Murtagh	October - Vincent Whelan
June - Willie Reville	November - J. Wigham
July - Pat Walsh	December - Joe O'Neill

Useful Links - Interesting and useful items related to wood.



Tibradden Woods Zipit Forest Adventures.

"Climb high into the treetops, swing into cargo nets, fly down one of our many ziplines. With 5 circuits ranging from 1-20 metres high, Zipit offers up to 4 hours of fun for all ages and abilities – from beginners to adrenaline junkies."

Can't imagine many of us swinging thru the trees, but the grandchildren might!


<http://www.zipit.ie/welcome-to-zipit-forest-adventures/>



February Competition Entrants




Experienced



Beginners



Artistic



Advanced

Competitions 2016

MAR - Platter	JUL - Lamp	NOV - AGM
APR - Flower Pot Stand	AUG - Out of 60x60x200	DEC - Christmas Item
MAY - Open	SEP - Clock	
JUN - Bowl	OCT - Laminated/Seg'd	

**February
Competition Winners**



Martin Boyle - Exp



Ronnie Butler - Beg



Bob Finley - Adv.



Cecil Barron - Art



Overall Competition Results



Competition 2016.													
<u>Advanced</u>													
NAME	december	january	february	march	april	may	june	july	august	september	october	TOTAL POINTS	
Bob Finley	0	15	15										30
Cecil Barron	0	13	5										18
Seamus O'Reilly	0	11											11
Paddy Finn	0	9											9
Henry East		7											7
Frank McCarthy		6											6
Paul Murtagh		5	5										10
Sean Ryan		5	5										10
Joe Oneill			13										13
Pat Walsh {big}			11										11
Jonathan Wigham			9										9
David Sweeney			7										7
Willie Edwards			6										6
Pat Walsh {Ennisk}			5										5
Pacelli O'Rourke			5										5
Tony Lally			5										5
<u>EXPERIENCED</u>													
NAME	DECEMBER	JANUARY	FEBRUARY	MARCH	APRIL	MAY	JUNE	JULY	AUGUST	SEPTEMBER	OCTOBER	NOVEMBER	
Martin Boyle	15	15	15										45
Willie Edwards	13												13
Kevin McCormack	11	7	13										31
Frank Maguire		13	6										19
John Earls		11											11
George Madden		9	9										18
Pat Costigan			11										11
John Ownes			7										7
<u>BEGINNERS</u>													
NAME	DECEMBER	JANUARY	FEBRUARY	MARCH	APRIL	MAY	JUNE	JULY	AUGUST	SEPTEMBER	OCTOBER	NOVEMBER	
Ruth Wallace	15												15
Jack Wright		15	13										28
Michael Colclough		13											13
Ronnie Butler			15										15
Discie Reilly			11										11
Jim Cashin			9										9
<u>ARTISTIC.</u>													
NAME	DECEMBER	JANUARY	FEBRUARY	MARCH	APRIL	MAY	JUNE	JULY	AUGUST	SEPTEMBER	OCTOBER	NOVEMBER	
Michael Fay	15	15	13										43
Cecil Barron	13	13	15										41
Martin Boyle	11	7	11										29
Seamus O'Reilly	9	6											15
Tom Leonard	7												
Kevin McCormack	6												
Paul Murtagh	5	9											14
George Madden		11	7										18
Bob Finley		5											5
Paul Murtagh			9										9

Who were the winners 10 years ago - February 2006?



Michael McGee - adv



Richard Murphy - exp



John Kiloran - beg

The Processionary Caterpillar.

The pine processionary (*Thaumetopoea pityocampa*) is a moth of the family Thaumetopoeidae. It lives for a day and lays several hundred eggs; mostly in pine trees. When they hatch in early Spring, the species is notable for the behaviour of its caterpillars, which overwinter in tent-like nests, and then process through the woods in nose-to-tail columns when they are ready to pupate in the early Spring. This is what you see in the picture on the earlier page. One caterpillar leads the procession to a suitable hole in the earth from where the moths will eventually emerge.

It is one of the most destructive species to pines and cedars in Central Asia, North Africa and the countries of southern Europe. The caterpillars go out each night and eat the pine needles of the host tree.


The urticating hairs of the caterpillar larvae cause harmful reactions in humans and other mammals. The larvae can eject hairs when threatened or stressed; the hairs, which have the form of harpoons, then penetrate and irritate all areas of exposed skin nearby with an urticating protein. Allergic reactions may follow in susceptible individuals on subsequent exposure to the hairs.

The caterpillar larvae should never be handled and pets (dogs) should be kept away from them, as ingestion will cause an extreme reaction, if not death.

The pine processionary - I came across them when walking in Spain recently. An unusual insect that can be very unpleasant.



Mike Sims




Irish Woodturners Guild
Limerick and District Chapter

25th ANNIVERSARY
1991 — 2016


One Day Seminar in the
Kilmurry Lodge Hotel
On 14th May 2016
Demonstrators
Liam Flynn

Christien Van Bussel and Donal Ryan


Liam Flynn



Tradestands
In attendance
For further information Contact
Brendan Collins 087 9181435
Tom O'Halloran 086 2770904



Donal Ryan



Christien Van Bussel

For more information please go to our website
www.limerickwoodturners.com

Trade Stands for 2016

The following suppliers have agreed to attend the Saturday meetings as follows:

- Apr. The woodshed
- May. The Carpentry Store and The Hut.
- Jun. The Carpentry Store
- Jul. The Hut
- Aug. The Woodshed
- Sept. The Carpentry Store
- Oct. The Hut
- Nov. The Woodshed
- Dec. The Hut
- Jan. The Woodshed

If there are any changes, we will let you know as soon as possible.

We Trees

Invitation

The Tree Council of Ireland
in association with The ESB

requests the pleasure of your company and a guest

at

The Launch of ESB Tree Week 2016

by

Dr Matthew Jebb
at

The Botanic Gardens Glasnevin
on

Sunday, 6th March 2016


at

2 pm

The family fun afternoon is open to all so please tell your family, friends and others to come along and join in the activities. The event will run from 2pm until 4pm.

Email: trees@treecouncil.ie or text to 0876356887

The above invitation was received by the DWT Committee. If you fancy a day out, take this along to gain entry.



IRISH WOODTURNERS GUILD

DUBLIN CHAPTER SEMINAR

SATURDAY 7TH MAY SEMINAR

SUNDAY 8TH MAY MASTERCLASS

to be held in

WILLINGTON SCOUT HALL, TEMPLEOGUE WOOD, DUBLIN 6W.

EVERYONE WELCOME FOR FURTHER DETAILS CONTACT

HON TREASURER - VINNY WHELAN @ 087 760 4918

Seminar <i>only</i>	€50
Masterclass <i>only</i>	€50
Seminar & Masterclass <i>both days</i>	€80

TIMETABLE

9.00 - 9.30 Registration.

9.30 - 11.00 *Intro and history about me.*

Simple box the basics of my box making techniques, working from start to finish covering tools use and design.

wooden Ball, solitaire set and ball clock, showing two different ways of making wooden balls of different sizes, using a Jam chuck to hold the ball for the clock.

Box with octagonal shaped lid. Building on the basic box.

11.00 - 11.30 Tea Break

11.30 - 1.00 2nd Demo

1.00 - 2.00 Lunch

2.00 - 4.00 *incl. 15 minute break - Raffle at end of Day*

MASTERCLASS - DAY 2

Pagoda box, square section with main body raised on four feet.

The orbital Arc the beginning, Looking at how I made the first box this series of boxes. Looking at how this idea develops.

Jason Breach - Demonstrator

My passion for wood started at an early age, and with the love and encouragement of my family I started woodturning as a hobby. My parents were very supportive enabling me to attend Parnham House for week long courses. Leaving school at 17 I attended Buckingham College in High Wycombe from where I graduated aged 21 with a BA HONS in Furniture Design and Management. I enjoy the challenge of making complex items of furniture and worked in this field for 6 years. After I was made redundant I took up a position that enables me both to teach my turning skills but also to hone and develop them further. I have now been there for nearly a decade. I now make a range of turned items ranging from commissions to craft shop regulars; each is produced to the same exacting standards. I create a range of functional items such as fruit bowls and light pulls to purely decorative items such as boxes and other abstract pieces. I also produce solitaire sets where each ball is hand turned in a different timber. Please take a look at my gallery for examples of my boxes, solitaire sets and also other items that I have turned. I have now also added Wedding Cake Toppers to my range.



Much of my work is very simple and minimalist, using flowing curves and the natural grain of the materials. I prefer to select the more unusual woods which have interesting grain patterns which, when combined with simple shapes bring pieces to life. I feel that the direction of my work has been greatly influenced by traditional shapes and curves combined with the ascetic influences of Far Eastern Art.



Seminar Application - Fill out this form and hand the page to the Treasurer, Vincent Whelan.

Dublin Woodturners Annual Seminar - May 7 – 8th 2016

Name _____ Tel No. _____

I wish to attend (please tick the appropriate entry) : -

Seminar (7th May) €50 Seminar and Masterclass (7th-8th) €80 Masterclass (8th)

Signature _____